

# Earnings Surprise Momentum Rank

Historical rank evidence for the earnings surprise momentum research lens.

<b>FAMILY</b> <b>Momentum equity rank</b>	<b>UNIVERSE</b> <b>Broad listed-equity universe</b>	<b>RESEARCH HORIZON</b> <b>126d</b>
--	--	--

## Executive Summary

Earnings Surprise Momentum Rank evaluates whether the earnings surprise momentum lens contains cross-sectional ranking information. The preferred presentation horizon is 126d. The note presents historical spread and rank-correlation diagnostics only.

Preferred horizon	126d
Rank spread	14.09%
Rank IC	-0.017
Long-leg return	34.98%
Average turnover	2.27%

### Observations

- 1 The strongest available diagnostic row is shown at the 126d horizon.
- 2 Horizon context is included so the result is not read from a single row alone.
- 3 The signal is best interpreted as a research-library component, not as a standalone product.

---

## Data and Research Setup

The research setup keeps the comparison universe and forward-horizon conventions consistent across the rows shown in this note.

---

### Universe

The comparison universe is held constant across the horizon rows shown in the note.

---

### Inputs

Signal scores, daily return inputs, issuer or instrument identifiers, and forward return windows.

---

### Horizons

Multiple forward windows are compared using the same score and universe assumptions.

---

### Exclusions

Instrument lists and contemporaneous score tables are intentionally excluded.

Guerrieri Capital Ltd  
guerriericapital.com

---

# Signal Methodology

Without disclosing the exact functional, the construction proceeds along three conceptual steps.

---

## STEP 1

### Research-lens measurement

The construction summarizes earnings surprise momentum evidence into a relative score.

---

## STEP 2

### Cross-sectional ranking

Instruments are ordered by the research score and compared through forward return groups.

---

## STEP 3

### Horizon evaluation

The same ranking lens is reviewed across horizons to identify whether the evidence is isolated or coherent.

The description is intentionally conceptual. Formula details, exact construction rules and implementation parameters are not disclosed.

## Results and Horizon Context

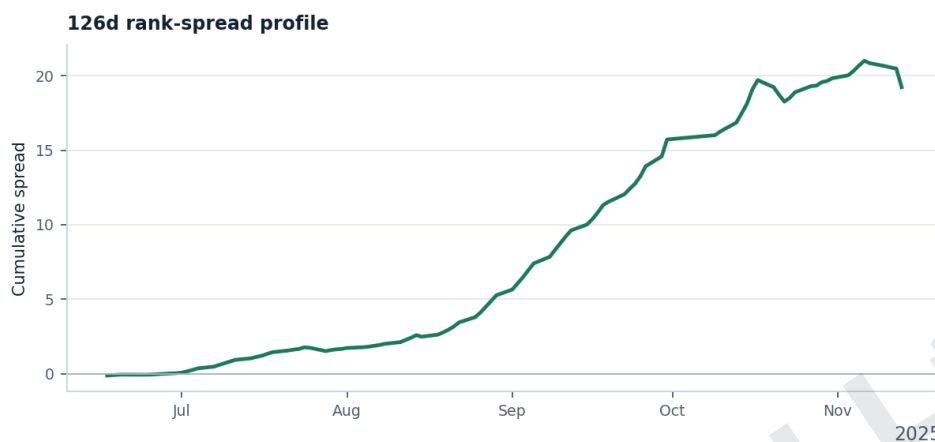


Figure 1. Cumulative 126d top-minus-bottom rank-spread contribution. Long-horizon forward observations overlap, so the series should be read as a ranking diagnostic, not as a standalone return path.

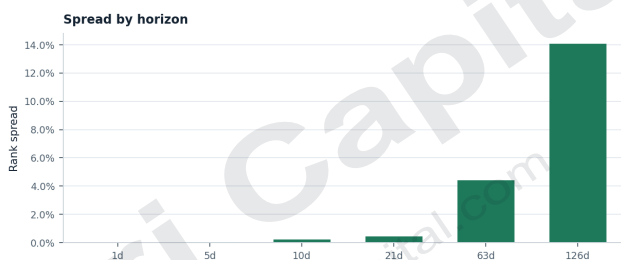


Figure 2. Top-minus-bottom spread across tested horizons using the same comparison setup.

HORIZON	RANK SPREAD	RANK IC	LONG-LEG RETURN	TURNOVER
1d	0.00%	0.002	0.18%	2.27%
5d	0.05%	0.002	0.96%	2.27%
10d	0.21%	-0.014	1.94%	2.27%
21d	0.44%	-0.012	3.72%	2.27%
63d	4.43%	0.006	12.76%	2.27%
126d	14.09%	-0.017	34.98%	2.27%

The table reports historical rank diagnostics under the stated universe and horizon assumptions. Positive spread means the higher-ranked group exceeded the lower-ranked group in the measured forward window.

## Stability and Robustness

Stability is assessed through horizon coherence and any available date-level variation.




Figure 3. Stability evidence for Earnings Surprise Momentum Rank.

YEAR	AVG SPREAD	AVG IC	PERIODS
<b>2025</b>	18.85%	-0.017	102

The evidence should be read together with the horizon profile. Coherence across adjacent horizons is more informative than a single best row.

---

## Research Interpretation

The balanced interpretation is to treat the evidence as a research-library component and not as a standalone product claim.

---

### Role in library

Research-library ranking component.

---

### Captures

Relative behavior described by the earnings surprise momentum research lens.

---

### Where useful

Useful as a comparison lens inside broader systematic research, especially when combined with other independent views.

---

### Known limitations

The economic intuition is that persistent relative conditions can create measurable rank separation over forward windows. The results remain historical diagnostics and can be sensitive to universe, regime, and horizon choice.

Guerrieri Capital Ltd  
guerriericapital.com